



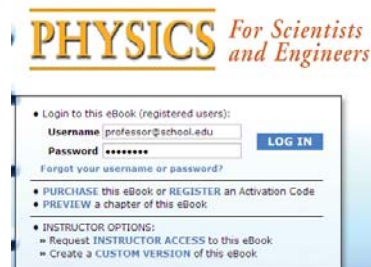
# DYNAMICBOOK

## Instructor QuickStart Guide

This brief guide is designed to provide you with basic instructions to utilize the most popular features of the DynamicBook for Tipler and Mosca's *Physics for Scientists & Engineers*.

### Logging In

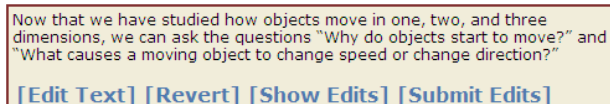
1. Visit [ebooks.bfwpub.com/physse6e](http://ebooks.bfwpub.com/physse6e)
2. If you haven't already done so, select Request Instructor Access. You will receive your instructor account via email within 24 business hours.
3. Log in using your unique username and password.



### Using the Text Editor

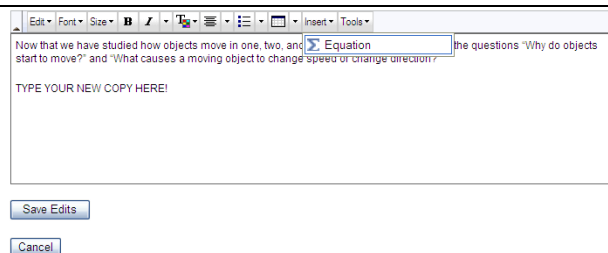
Simply hover over any block of text or equation to engage the "wiki" functionality.

- Click on EDIT TEXT to launch the text editor
- Click on REVERT to restore the original text
- Click on SHOW EDITS to compare your edits to the original.
- Click on SUBMIT EDITS to send your rewritten content to the DynamicBook editorial board to consider for future revisions.



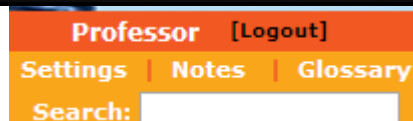
Within the Text Editor, you can use the simple menu-based palette to change font color; bold or italicize terms; rewrite content; delete content or add new content.

- To Add an Equation, click on INSERT > EQUATION (note: Browser Pop-Up functionality must be allowed)
- To Add an HTML Link, click on INSERT > LINK



### Finding Your DynamicBook Subscription ID

1. Select SETTINGS from your main menu
2. Locate your specific DynamicBook Subscription ID.
3. Tell your students to subscribe to this DynamicBook Subscription ID to ensure your students see the presentation you've created.





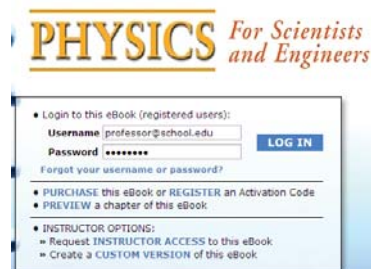
# DYNAMICBOOK

## Student QuickStart Guide

This brief guide is designed to provide you with basic instructions to utilize the most popular features of the DynamicBook for Tipler and Mosca's *Physics for Scientists & Engineers*.

### Logging In

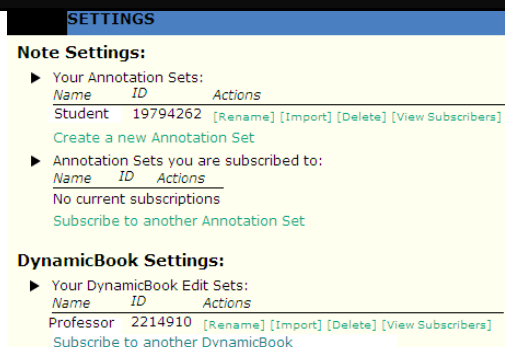
1. Visit [ebooks.bfwpub.com/physse6e](http://ebooks.bfwpub.com/physse6e)
2. Select **PURCHASE** to subscribe to the DynamicBook at a cost of \$10 per term.
3. Select **REGISTER** if you've already purchased an activation code card from your bookstore.
4. Log in using your unique username and password.



### Subscribing to Your Professor's DynamicBook

If your instructor has provided you with a DynamicBook Subscription ID:

1. Select **SETTINGS** from your main menu
2. Click on **SUBSCRIBE TO ANOTHER DYNAMICBOOK**
3. Enter the DynamicBook Subscription ID provided by your instructor.
4. Now, you will be able to see your instructor's version of the DynamicBook each time you log-in.

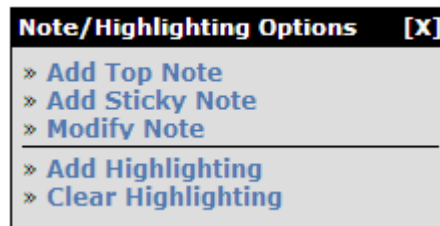


### Using the DynamicBook eBook Tools

You can use your DynamicBook like any other textbook.

1. Select [Notes/Highlighting] to open your options.
2. Add a Top Note to any page
3. Add a Sticky Note to any location on any page
4. Highlight passages, phrases or definitions.
5. Use the Bookmark Drop Down to bookmark any page for reference.

#### [Notes/Highlighting]



### Purchasing a Printed Textbook

For students that prefer a printed text, you can purchase a discounted textbook directly from within your DynamicBook.

1. Select the Buy Textbook Banner
2. Select the Volumes you would like and complete your transaction using our secure eCommerce engine.
3. Your text will arrive within 6-8 business days by mail.

